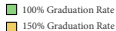


Graduation Rates by Gender

Terminal Level (Clinical professional master's, academic master's, clinical professional doctorates, academic doctorate, etc.)

Institution Name



Graduates by Gender Identification: Female (100%/150%)



Graduates by Gender Identification: Male (100%/150%)

Clinical Professional Doctorate


National University of Natural Medicine





Regional Peer Institution 1





Regional Peer Institution 2



Regional Peer Institution 3



Regional Peer Institution 4


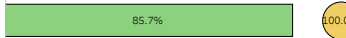


Clinical Professional Master's



National University of Natural Medicine



Regional Peer Institution 2





Regional Peer Institution 4



Academic Master's

National University of Natural Medicine



Regional Peer Institution 2



Regional Peer Institution 4



Graduation rates are weighted averages disaggregated by demographic category, degree level and institution.